

meidrix

Improving Collagen. Improving Life.



ChondroFiller[®] liquid
Matrix induced cartilage regeneration

Patient education

Patient education

Dear patient,

You have been diagnosed with damage to the articular cartilage and your doctor has discussed a possible treatment with **ChondroFiller**[®] liquid.

New quality of life through cartilage regeneration

Over 5 million patients suffer cartilage damage to the knee every year. Other joints such as the hip, ankle, shoulder or metatarsophalangeal joint can also be affected.

Compared to other tissues, the articular cartilage has no blood or nerve supply, so it has poor healing potential in the event of injury. If cartilage defects are not treated, they spread and can lead to osteoarthritis or in the worst case, a need for an artificial joint.

Treatment with **ChondroFiller**[®] liquid

The medical device **ChondroFiller**[®] liquid enables the body to regenerate cells through an innovative, patented technology. In the cartilage defect, the implant provides an excellent framework for migration, stabilisation and remodelling of the body's own cells, whilst protecting the defective zone at the same time. Only a single, usually arthroscopic, surgery is necessary for the treatment. The resorbable cartilage implant provides the regenerative basis for growing cartilage-like tissue in joints such as the knee, hip and ankle.

1



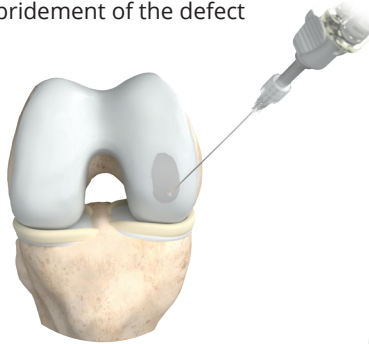
Cartilage damage grade III-IV

2



Debridement of the defect

3



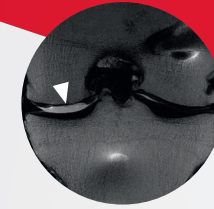
Defect filling with 3D matrix

4



Dimensionally stable regeneration

Cartilage implant,
6 weeks post-operative



Cartilage implant,
6 months post-operative



What is **ChondroFiller**[®] liquid?

ChondroFiller[®] liquid is a biological implant for the treatment and filling of defects of the joint cartilage. **ChondroFiller**[®] liquid consists of a pure, native collagen matrix in a unique two-chamber syringe, which is inserted into the defect in liquid form. The liquid then forms a stable gel and provides a framework for the regeneration of the cartilage.

Quality and safety

The ChondroFiller collagen matrix has been used successfully in Germany and internationally since 2013. The production of **ChondroFiller**[®] liquid is strictly controlled. The CE certificated medical device according to the highest standard is the result of decades of research in cooperation with the Fraunhofer Society.

Surgical technique

The implantation is arthroscopic or minimally invasive, depending on the location and size of the defect. Please discuss the most suitable surgical method for you as part of your preliminary consultation with your doctor.

The position, grade and extent of the cartilage defect is carefully determined by arthroscopy (joint endoscopy) and any damaged cartilage tissue is removed. The defect zone is filled with the liquid implant. Gelation takes place a few minutes after the components have been mixed, as a result, complete coverage of the defect can be achieved. (Illustration 1 – 4)

Intended use of **ChondroFiller**[®] liquid

The application is intended to be used for filling clearly delimited cartilage damage up to grade IV in joints such as the knee, hip, shoulder and ankle as well as in partial cartilage injuries, subchondral and osteochondral defects. The implant offers the patient's own cells the opportunity to migrate into the matrix for the associated tissue regeneration. At the same time it serves as protection against further cartilage degeneration. Use in other parts of the body, such as auricle or breast, is not permitted.

Postoperative follow-up treatment

After the wound has been closed, the joint is immobilised with an orthosis for 48 hours. Further follow-up treatment is carried out according to your doctor's instructions with increasing partial exposure over 6 – 8 weeks.

Side effects

In rare cases, hypersensitivity reactions to collagen such as allergic or inflammatory reactions can occur. There are no known complications caused by the implant of **ChondroFiller**[®] liquid. However, in principle there is always the possibility of the patient reacting to collagen.

Your doctor will explain the general risks of surgery to you. Please read this product information carefully and discuss any unanswered questions with your surgeon.

**We wish you a successful surgery
and a quick recovery!**

Patient confirmation

I confirm that I have read and understood all the explanatory information.



Place and date



Patient name



Signature

Manufacturer:

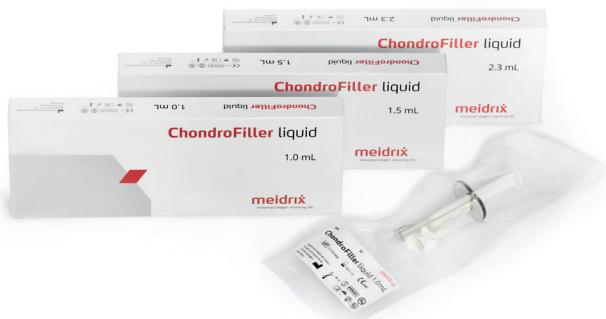
meidrix



MADE IN GERMANY

meidrix biomedicals GmbH
Schelztorstraße 54–56
D-73728 Esslingen
Germany

www.meidrix.de
info@meidrix.de
Tel +49 (0) 711-933 414 10
Fax +49 (0) 711-933 414 11



Animation of the application
of **ChondroFiller**[®] liquid
on YouTube

<https://youtu.be/-WADSomz8H4>